


Silhouettes of Some Tree Species Found at Fresh Pond Reservation



NORWAY SPRUCE

Usually near houses; pyramidal; strongly drooping lateral branchlets




BLACK WALNUT

Sharply divided trunk; heavy alternate branches; open spreading head



WHITE PINE

Tall dark trunk; spreading horizontal limbs; delicate spraylike foliage



AMERICAN ELM

Vase-shaped; trunk divided into large outspreading branches




RED CEDAR

Conical head (wider with age); short stem




AMERICAN LARCH

Pyramidal (when young); short needles in tufts (shed in winter)



PIN OAK

Upper branches ascending; lower branches drooping




GRAY BIRCH

Often clumped; chalky bark (not peeling) with dark triangular patches; slender twigs



BLACK WILLOW

Disheveled-looking; much branched, often many shoots and suckers



BEECH

Smooth light gray bark; dense ovate head; often a few persistent leaves



SYCAMORE

Large, open, irregular; bark in patches revealing whitish under bark



SUGAR MAPLE

Short trunk; many ascending branches; symmetrical oval head; dark flaky bark